

AEG

THE DISH CARE COLLECTION

PRODUCT RANGE





WELCOME TO AEG

Welcome to the AEG dish care range.

Integrated into every dishwasher, you'll find intelligent technology and responsive design, guaranteeing you exceptional performance time after time. You'll discover that one touch redefines what's possible at home.

We innovate so that you can elevate what you do to new heights every day.

CONTENTS

Pioneers with a Vision	4
Mark Best, AEG Brand Ambassador	5
ProClean™ Dishwashers	6
ComfortLift™	7
AirDry technology	8
Features	9
Semi-integrated	10
Fully integrated/Built-under	12
Freestanding	16
Specifications	18
First Klasse Care	24
Garantie	25

WE ARE PIONEERS WITH A VISION

We thrive upon innovation designed to give you the ultimate feeling of mastery in your kitchen. We see your needs of today and foresee the ones of tomorrow so that you can achieve results that don't just meet your standards, but exceed them.

We believe in intelligent technology and exceptional performance, helping you to take anything you do at home to the next level, every day.

We are proud of our distinctive engineering and responsive design, guaranteeing you the performance you expect and deserve.


We are a brand that people turn to for intelligent and exciting new ways to guarantee their outcome.

This has been our passion for over 125 years, and continues to be our passion today.

We are AEG.

And together with you, we are always an idea ahead.

MARK BEST AEG BRAND AMBASSADOR



Mark Best started by discovering the stoves accidentally and ended up becoming an unquestionable symbol of the new Australian Cuisine. His perseverance and his 'eternal dissatisfaction' (as he calls it himself) are the vitamins for his spectacular personal development.

"I live in a melting pot of new ideas and cultures," says Mark Best. "We do not have the shackles of culinary history; we are free to be inventive, spirited, adaptive and progressive." "I aim to bring, the extraordinary produce of Australia, to a point of celebration and unnatural expression". These words accurately describe Best's approach to cooking. Food, focussed on flavour, with technology an integral ingredient. Mark Best started his working life as an electrician in the gold mines of Western Australia before embarking on his culinary career at the age of 25. He commenced an apprenticeship at the Macleay Street Bistro, Potts Point, in 1990. This was the beginning of his passion for French food. It was the heyday of modern Australian cuisine – the fusion of European techniques and ingredients with the flavours of the Asian region – and a flourishing

time for Sydney's food scene.

In 1995 Best won the annual award for Sydney's best young chef, The Josephine Pignolet Award.

In 1995, he opened his own restaurant, Peninsula Bistro, Balmain, which soon developed a strong local following and rave critical acclaim. During this time he decided to further his study of French Cuisine in France. In 1998 he worked at 'L'Arpège' in Paris, (under Pascal Barbot) Alain Passard's three Michelin Star Gastro Temple. He followed this with a stint at Raymond Blanc's, 'Le Manoir Aux Quatre Saisons' in Great Milton, UK. Mark Best has won Chef of the Year in

the annual Sydney Morning Herald Good Food Guide, Restaurant of the Year in Australian Gourmet Traveller, Sydney Morning Herald, Time Out magazine and in the Restaurant and Catering Association's Awards for Excellence, featured for three years running in the San Pellegrino & Restaurant Magazine's World's 50 Best commencing with the 2010 "Break through award"

Mark has previously owned Marque, Pei Modern, Melbourne & Sydney, and recently opened 'Bistro' by Mark Best on the Genting Dream part of the expanding Dream Cruise lines.



GLASS CARE SUPERIOR CLEANING AND BEST GLASS CARE

As well as a dedicated glass care washing program, ProClean™ dishwashers have SoftGrip rubber clamps that gently hold each stem in place. This protects them from tilting while the rubber SoftSpikes provide additional support so glasses don't slide in the basket. With AEG no occasion is too small for your best glassware.

COMFORT RAILS

Smoothly slide the basket into place without rattling the dishes, meaning you never have to worry about damaged glasses again.



FFE83800PM, FFE72800PM, FEE92800PM, FEE83700PM only.

SUPERIOR GLASS CARE

SoftGrip clamps hold your stem glasses, protecting them from tilting or getting damaged.



GLASS PROTECTION

Rubber SoftSpikes provide extra support.



INTRODUCING COMFORTLIFT™

Our ComfortLift™ dishwasher lets you gently slide and lift the lower basket upwards. With a dishwasher designed around your needs, you can unload more efficiently and stack more effectively. With ComfortLift™ we've elevated dishwashing to a whole new level.




Selected models only.

INTRODUCING AIRDRY



Our AirDry technology lets you maximise your drying performance with natural airflow.

The door automatically opens up 10cm when the cycle is complete. It dries your dishes naturally meaning spotless, cared for glasses every time.



FEATURES

There's every chance that guests won't notice your dishwasher is even there. Our dishwashers have been designed to guarantee seamless integration into your kitchen with the best in technology and innovation you can imagine.



ProClean™ Satellite Spray Arm
Comprehensive cleaning, leaving no corner untouched.



Sensorlogic
The auto program senses the size and soil levels of dishes, electronically fine tuning the wash for enhanced performance.



ProZone Program
Gentle on the upper basket and intensive on the lower basket.



FlexiLift Basket
Allows you to adjust the upper basket position whether it's empty or full, depending on your load and the space needed.



TimeBeam
Projects the remaining wash time onto the floor so you can tell when your machine is running and when it's finished (FFE83800PM only).



Cutlery Drawer
Removable 15 setting cutlery drawer for optimal space and functionality (Selected models only).



XtraDry
Boosts the drying result by increasing the last rinse water temperature.




Extra Silent Program
Our quietest dishwashers ever.

DID YOU KNOW?

You can save time with our Time Saver program which can decrease the wash time by up to 50% without compromising your wash result.

SEMI-INTEGRATED DISHWASHERS

Semi-integrated dishwashers are designed to build-in and match your kitchen cabinetry with only the control panel visible. The door panel and kick plate are not supplied as standard.



9 SERIES FEE92800PM

ProClean™ dishwasher
with ComfortLift™ basket

KEY FEATURES

- ComfortRails on upper basket and cutlery drawer
- AirDry technology
- ProClean™ satellite spray arm
- SoftGrip and SoftSpikes for wine glasses
- Extra tall XXL tub interior
- Removable cutlery drawer
- 40 dB(A) in extra silent program
- Touch control with LCD display
- Internal light
- FlexiLift basket
- Auto program with Sensorlogic
- ProZone
- XtraDry
- TimeSaver
- ExtraHygiene
- Delay start 1hr-24hr
- Inverter system
- Anti-flood system
- Mark resistant stainless steel control panel

SPECIFICATIONS

Product dimensions (HxWxD) in mm
(818-898) x 596 x 575

Built-in dimensions (HxWxD) in mm
(820-900) x 600 x 570



8 SERIES FEE83700PM

ProClean™ dishwasher

KEY FEATURES

- ComfortRails on upper basket
- AirDry technology
- ProClean™ satellite spray arm
- SoftGrip and SoftSpikes for wine glasses
- Extra tall XXL tub interior
- Cutlery basket
- 43 dB(A) using extra silent program
- Touch control with LED display
- FlexiLift basket
- Auto program with Sensorlogic
- ProZone
- XtraDry
- TimeSaver
- ExtraHygiene
- Delay start 1hr-24hr
- Inverter system
- Anti-flood system
- Mark resistant stainless steel control panel

SPECIFICATIONS

Product dimensions (HxWxD) in mm
(818-898) x 596 x 575

Built-in dimensions (HxWxD) in mm
(820-900) x 600 x 570

FULLY INTEGRATED DISHWASHERS

Fully integrated dishwashers are designed to be totally hidden within the kitchen cabinetry. The touch controls are visible once the door is opened and are positioned on the top edge of the dishwasher door. The door panel and kick plate are not supplied as standard.



8 SERIES FSE83806P

ProClean™ dishwasher
with ComfortLift™ basket

KEY FEATURES

- ComfortRails on upper basket and cutlery drawer
- AirDry technology
- ProClean™ satellite spray arm
- SoftGrip and SoftSpikes for wine glasses
- Extra tall XXL tub interior
- Removable cutlery drawer
- 40 dB(A) using extra silent program
- Electronic touch control with LED display
- Internal light
- FlexiLift basket
- Auto program with Sensorlogic
- ProZone
- XtraDry
- TimeSaver
- ExtraHygiene
- Delay start 1hr-24hr
- TimeBeam-on-floor indicator
- Inverter system
- Anti-flood system

SPECIFICATIONS

Product dimensions (HxWxD) in mm
(818-898) x 596 x 570

Built-in dimensions (HxWxD) in mm
(820-900) x 600 x 570



7 SERIES FSE73700P

ProClean™ dishwasher

KEY FEATURES

- AirDry technology
- ProClean™ satellite spray arm
- SoftGrip and SoftSpikes for wine glasses
- Extra tall XXL tub interior
- Removable cutlery drawer
- 43 dB(A) using extra silent program
- FlexiLift basket
- Auto program with Sensorlogic
- XtraDry
- TimeSaver
- ExtraHygiene
- Delay start 1hr-24hr
- LightBeam-on-floor indicator
- Inverter system
- Anti-flood system

SPECIFICATIONS

Product dimensions (HxWxD) in mm
(818-898) x 596 x 550

Built-in dimensions (HxWxD) in mm
(820-900) x 600 x 570

BUILT UNDER DISHWASHERS

Built under dishwashers are designed with a flush mounted handle and the controls discreetly mounted on the top of the door for seamless integration. The kick plate is not supplied as standard.



8 SERIES
FFE83800PM

ProClean™ dishwasher
with ComfortLift™ basket

KEY FEATURES

- ComfortRails on upper basket and cutlery drawer
- AirDry technology
- ProClean™ satellite spray arm
- SoftGrip and SoftSpikes for wine glasses
- Extra tall XXL tub interior
- Removable cutlery drawer
- 40 dB(A) in extra silent program
- Electronic touch control with LED display
- Internal light
- FlexiLift basket
- Auto program with Sensorlogic
- ProZone
- XtraDry
- TimeSaver
- ExtraHygiene
- Delay start 1hr-24hr
- TimeBeam-on-floor indicator
- Anti-flood system

SPECIFICATIONS

Product dimensions (HxWxD) in mm
(818-878) x 596 x 570

Built-in dimensions (HxWxD) in mm
(820-880) x 600 x 570



7 SERIES
FFE72800PM

ProClean™ dishwasher
with ComfortLift™ basket

KEY FEATURES

- ComfortRails on upper basket and cutlery drawer
- AirDry technology
- ProClean™ satellite spray arm
- SoftGrip and SoftSpikes for wine glasses
- Extra tall XXL tub interior
- Removable cutlery drawer
- 43 dB(A) using extra silent program
- Push button electronic control with LED display
- FlexiLift basket
- Auto program with Sensorlogic
- ProZone
- XtraDry
- TimeSaver
- ExtraHygiene
- Delay start 1hr-24hr
- LightBeam-on-floor indicator
- Inverter system
- Anti-flood system
- Mark resistant stainless steel door

SPECIFICATIONS

Product dimensions (HxWxD) in mm
(818-878) x 596 x 570

Built-in dimensions (HxWxD) in mm
(820-880) x 600 x 570



7 SERIES
FFE72730PM

ProClean™ dishwasher

KEY FEATURES

- AirDry technology
- ProClean™ satellite spray arm
- SoftGrip and SoftSpikes for wine glasses
- Extra tall XXL tub interior
- Removable cutlery drawer
- 43 dB(A) using extra silent program
- Push button electronic control with LED display
- FlexiLift basket
- Auto program with Sensorlogic
- XtraDry
- TimeSaver
- ExtraHygiene
- Delay start 1hr-24hr
- LightBeam-on-floor indicator
- Inverter system
- Anti-flood system
- Mark resistant stainless steel door

SPECIFICATIONS

Product dimensions (HxWxD) in mm
(818-878) x 596 x 570

Built in dimensions (HxWxD) in mm
(820-880) x 600 x 570



7 SERIES
FFE72730PW

ProClean™ dishwasher

KEY FEATURES

- AirDry technology
- ProClean™ satellite spray arm
- SoftGrip and SoftSpikes for wine glasses
- Extra tall XXL tub interior
- Removable cutlery drawer
- 43 dB(A) using extra silent program
- Push button electronic control with LED display
- FlexiLift basket
- Auto program with Sensorlogic
- XtraDry
- TimeSaver
- ExtraHygiene
- Delay start 1hr-24hr
- LightBeam-on-floor indicator
- Inverter system
- Anti-flood system
- White door

SPECIFICATIONS

Product dimensions (HxWxD) in mm
(818-878) x 596 x 570

Built in dimensions (HxWxD) in mm
(820-880) x 600 x 570

FREESTANDING DISHWASHERS

You need the right equipment when you're challenging yourself to create wonderful food. And you need a dishwasher that can cope with more than just a few standard pots and pans. Our ProClean™ freestanding dishwashers are designed to take it all.



7 SERIES
FFB72746PM

ProClean™ dishwasher

KEY FEATURES

- AirDry technology
- ProClean™ satellite spray arm
- SoftGrip and SoftSpikes for wine glasses
- Extra tall XXL tub interior
- Removable cutlery drawer
- 43 dB(A) using extra silent program
- Push button electronic control with LED display
- FlexiLift basket
- Auto program with Sensorlogic
- XtraDry
- TimeSaver
- ExtraHygiene
- Delay start 1hr-24hr
- LightBeam-on-floor indicator
- Inverter system
- Anti-flood system
- Mark resistant stainless steel door

SPECIFICATIONS

Product dimensions (HxWxD) in mm
850 x 596 x 610

Built in dimensions (HxWxD) in mm
820 (top panel removed)- 850 x 600 x 570



7 SERIES
FFB72746PW

ProClean™ dishwasher

KEY FEATURES

- AirDry technology
- ProClean™ satellite spray arm
- SoftGrip and SoftSpikes for wine glasses
- Extra tall XXL tub interior
- Removable cutlery drawer
- 43 dB(A) using extra silent program
- Push button electronic control with LED display
- FlexiLift basket
- Auto program with Sensorlogic
- XtraDry
- TimeSaver
- ExtraHygiene
- Delay start 1hr-24hr
- LightBeam-on-floor indicator
- Inverter system
- Anti-flood system
- White door

SPECIFICATIONS

Product dimensions (HxWxD) in mm
850 x 596 x 610

Built in dimensions (HxWxD) in mm
820 (top panel removed)- 850 x 600 x 570



7 SERIES
FFB72600PM

ProClean™ dishwasher

KEY FEATURES

- AirDry technology
- ProClean™ satellite spray arm
- SoftGrip and SoftSpikes for wine glasses
- Extra tall XXL tub interior
- Cutlery basket
- 43 dB(A) using extra silent program
- Push button electronic control with LED display
- FlexiLift basket
- Auto program with Sensorlogic
- XtraDry
- TimeSaver
- ExtraHygiene
- Delay start 1hr-24hr
- Inverter system
- Anti-flood system
- Mark resistant stainless steel door

SPECIFICATIONS

Product dimensions (HxWxD) in mm
850 x 596 x 610

Built-in dimensions (HxWxD) in mm
820 (with top panel removed)-850 x 600 x 570



7 SERIES
FFB72600PW

ProClean™ dishwasher

KEY FEATURES

- AirDry technology
- ProClean™ satellite spray arm
- SoftGrip and SoftSpikes for wine glasses
- Extra tall XXL tub interior
- Cutlery basket
- 43 dB(A) using extra silent program
- Push button electronic control with LED display
- FlexiLift basket
- Auto program with Sensorlogic
- XtraDry
- TimeSaver
- ExtraHygiene
- Delay start 1hr-24hr
- Inverter system
- Anti-flood system
- White control panel and door

SPECIFICATIONS

Product dimensions (HxWxD) in mm
850 x 596 x 610

Built-in dimensions (HxWxD) in mm
820 (with top panel removed)-850 x 600 x 570

SPECIFICATIONS

Semi-integrated, fully integrated dishwashers

PRODUCT CODE	FEE92800PM	FEE83700PM
Product name	Semi-integrated ProClean™ with ComfortLift™ basket	Semi-integrated ProClean™
Features		
Capacity (place settings)	14	15
Control type	Touch control	Touch control
Door finish	Your cabinetry	Your cabinetry
Control panel finish	Stainless steel	Stainless steel
Display	White LED	White LED
ComfortLift™ on lower basket	Yes	No
ComfortRail on upper basket & cutlery drawer (if fitted)	Yes	Yes
Drying type	AirDry	AirDry
Beam-on-floor technology	N/A	N/A
Extra tall XXL tub	Yes	Yes
ProClean™ satellite spray arm	Yes	Yes
Inverter system	Yes	Yes
Extra silent program noise dB(A)	40	43
AutoOff	Yes	Yes
Internal light	Yes	No
Anti-flood system	Yes	Yes
Upper Basket		
FlexiLift	Yes	Yes
SoftGrip / SoftSpike	12 / 4	6 / 2
Foldable cup shelves / foldable racks	4 / 2	4 / 2
Lower Basket		
Foldable plate racks	4	4
Cutlery basket / upper drawer	Drawer	Basket
Programs & Options		
Number of programs / temperatures	8 / 5	8 / 5
Glass 45°C	Yes	Yes
AutoSense 45°C - 70°C	Yes	Yes
30 min 60°C (Quick wash)	Yes	Yes
Intensive 70°C	Yes	Yes
ECO 50°C	Yes	Yes
ProZone 50°- 65°	Yes	Yes
Extra silent	Yes	Yes
Rinse and hold	Yes	Yes
Option: XtraDry	Yes	Yes
TimeSaver	Yes	Yes
ExtraHygiene	Yes	Yes
My favourite	No	No
Delay start	1h-24h	1h-24h
Performance rating (ECO 50°C program)		
Energy rating (stars)	3	3.5
Annual Energy consumption (kWh/yr)	287	286
WELS water rating (stars)	4.5	4.5
Water consumption per wash (L)	12.5	13.4
WELS program	ECO 50°C	ECO 50°C
Noise level dB(A)	42	45
Other		
Current rating (A)	10	10
Power rating (W)	1550-2200	1550-2200
Product dimension, H x W x D (mm)	(818-898) x 596 x 575	(818-898) x 596 x 575

FSE83806P	FSE73700P
Fully integrated ProClean™ with ComfortLift™ basket	Fully integrated ProClean™
14	15
Touch control	Push Button Electronic
Your cabinetry	Your cabinetry
Stainless steel	Stainless steel
White LED	White LED
Yes	No
Yes	No
AirDry	AirDry
TimeBeam	LightBeam
Yes	Yes
Yes	Yes
Yes	Yes
40	43
Yes	Yes
Yes	No
Yes	Yes
Yes	Yes
12 / 4	6 / 2
4 / 2	4 / 2
4	2
Drawer	Drawer
8 / 5	7 / 4
Yes	Yes
Yes	Yes
Yes	Yes
Yes	Yes
Yes	Yes
Yes	No
Yes	Yes
Yes	Yes
Yes	Yes
Yes	No
1h-24h	1h-24h
3	3.5
287	286
4.5	4.5
12.5	13.4
ECO 50°C	ECO 50°C
45	45
10	10
1550-2200	1550-2200
850 x 596 x 610	(818-898) x 596 x 550

SPECIFICATIONS

Freestanding dishwashers

PRODUCT CODE	FFB72746PM	FFB72746PW
Product name	Freestanding ProClean™	Freestanding ProClean™
Features		
Capacity (place settings)	15	15
Control type	Push Button Electronic	Push Button Electronic
Door finish	Stainless steel	White
Control panel finish	Stainless steel	White
Display	White LED	White LED
ComfortLift™ on lower basket	No	No
ComfortRail on upper basket & cutlery drawer (if fitted)	No	No
Drying type	AirDry	AirDry
Beam-on-floor technology	LightBeam	LightBeam
Extra tall XXL tub	Yes	Yes
ProClean™ satellite spray arm	Yes	Yes
Inverter system	Yes	Yes
Extra silent program noise dB(A)	43	43
AutoOff	Yes	Yes
Internal light	No	No
Anti-flood system	Yes	Yes
Upper Basket		
FlexiLift	Yes	Yes
SoftGrip / SoftSpike	6 / 2	6 / 2
Foldable cup shelves / foldable racks	4 / 2	4 / 2
Lower Basket		
Foldable plate racks	2	2
Cutlery basket / upper drawer	Basket	Basket
Programs & Options		
Number of programs / temperatures	7 / 4	7 / 4
Glass 45°C	Yes	Yes
AutoSense 45°C - 70°C	Yes	Yes
30 min 60°C (Quick wash)	Yes	Yes
Intensive 70°C	Yes	Yes
ECO 50°C	Yes	Yes
ProZone 50°- 65°	No	No
Extra silent	Yes	Yes
Rinse and hold	Yes	Yes
Option: XtraDry	Yes	Yes
TimeSaver	Yes	Yes
Extra-Hygiene	Yes	Yes
My favourite	Yes	Yes
Delay start	1h-24h	1h-24h
Performance rating (ECO 50°C program)		
Energy rating (stars)	3.5	3.5
Annual Energy consumption (kWh/yr)	286	286
WELS water rating (stars)	4.5	4.5
Water consumption per wash (L)	13.4	13.4
WELS program	ECO 50°C	ECO 50°C
Noise level dB(A)	45	45
Other		
Current rating (A)	10	10
Power rating (W)	1550-2200	1550-2200
Product dimension, H x W x D (mm)	850 x 596 x 610	850 x 596 x 610

FFB72600PM	FFB72600PW
Freestanding ProClean™	Freestanding ProClean™
14	14
Push Button Electronic	Push Button Electronic
Stainless steel	White
Silver	White
White LED	White LED
No	No
No	No
AirDry	AirDry
N/A	N/A
Yes	Yes
Yes	Yes
43	43
Yes	Yes
No	No
Yes	Yes
Yes	Yes
6 / 2	6 / 2
4 / 2	4 / 2
2	2
Basket	Basket
7 / 4	7 / 4
Yes	Yes
Yes	Yes
Yes	Yes
Yes	Yes
Yes	Yes
No	No
Yes	Yes
Yes	Yes
Yes	Yes
No	No
1h-24h	1h-24h
3.0	3.0
277	277
5.0	5.0
11.4	11.4
ECO 50°C	ECO 50°C
45	45
10	10
1550-2200	1550-2200
850 x 596 x 610	850 x 596 x 610

FIRST KLASSE CARE

Perfection is an AEG hallmark, backed by our complete commitment to customer care.

We employ a dedicated service team ready to ensure your experience with AEG is nothing short of exceptional – every single day.

Same-day service*

Our technicians are trained to the highest AEG factory standards, ready to be deployed at a moment's notice. Call from any major capital city before midday (12 noon EST) and we'll be with you that very same day, if requested. Call after midday and we guarantee next day service with the option to accept a preferred two-hour window between 8am and 5pm, Monday to Friday within the metropolitan area.†

Dedicated contact centre

Like our products, our dedicated First Klasse Care Team offers unrivalled dependability. Contact us for delivery enquiries, installation details, product features, service updates and even product dimensions.

Prompt delivery & connection

At AEG, dedication to service begins long before your new appliance arrives. You can expect a call ten days prior to delivery to arrange the most suitable date, followed by a confirmation call on the eve of delivery to arrange the most suitable time of day.

Our professional AEG service personnel deliver to all major capital cities, and will unpack your new appliance and connect it to existing utilities*. We'll also remove your old appliance and all packaging to be environmentally recycled.

Electrolux will at all times comply with its obligations pursuant to law including the Trade Practices (Australian Consumer Law) Act and Regulations.

AEG 5 YEAR GARANTIE

Perfection is nothing without endurance.

Every AEG product in our collection is equipped with our assurance that it will perform beyond expectations. It's called AEG – Garantie. You will receive a 5 year warranty with every product. Of course, it's nothing less than you'd expect of high performing German standards.

We Garantie it.

Warranty

Electrolux Home Products warrants that for domestic applications, the AEG appliances featured in this brochure are free from defects in materials and workmanship for 5 years and 12 months for all AEG accessories. All warranties are subject to the conditions set out in the warranty card accompanying the product when purchased.

Product information

The descriptors and illustrations in this publication apply to the specific products and models described as at the date of issue. Under our policy of continuous product development, product specifications may change without notice. Prospective purchasers should therefore check with their retailer to ensure this publication correctly describes the products that are being offered for sale. All information supplied is to be used for general reference purposes only and is on the understanding that Electrolux Home

Products Pty Ltd will not be liable for any loss, liability or damage of whatever kind arising as a result of reliance on such information. Colours of products illustrated are as close as printing limitations allow. Electrolux will at all times comply with its obligations pursuant to law including Competition and Consumer Act and Regulations.

† Brisbane, Sydney, Melbourne, Adelaide, Perth.

* Delivery to regional and country areas can be arranged with your local retail store.

^ Only basic installations of laundry and dishwashers supported, limited to a 10 amp plug and lead. Please consult your relevant tradesperson.

5 YEAR WARRANTY
AEG GARANTIE



Electrolux Home Products
Australia
telephone: 1300 363 664
fax: 1800 350 067
customercare@aegaustralia.com.au
aeg.com/au

AEG. We are part of the Electrolux Family.
To add a touch of professional inspiration to
your home, visit electrolux.com.au



Printed on Monza Satin Recycled Art stock containing
99% recycled material & 1% Virgin wood fibre.

© 2019 Electrolux Home Products Pty Ltd. ABN 51 004 762 341
ABRO_Dish_Jun19



YEAR WARRANTY
AEG GARANTIE